

# WELCOME TO THE VISION ZERO EQUITY TASK FORCE



## The meeting will begin shortly.

Please use the following options to access the meeting audio.

All virtual attendees are muted when they join the meeting. If you have trouble hearing, please notify us using the instant message (IM) option in the bottom left-hand corner of the Skype Meeting App window.



### Using your Computer's Microphone and Speakers:

When you join the meeting, the audio will start playing through your computer's connected speakers or headphones. Skype will notify you if it did not find a speaker or microphone to use. If you do not have a microphone or prefer to listen using your phone, follow the instructions in the next section.

### Get Audio from your Phone

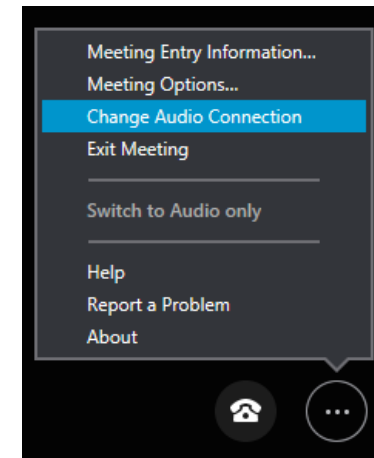
**Call: +1-443-692-5768**

**Conference ID: 11740996#**

If you are already connected using your computer speakers and microphone, you will need to switch your audio settings. To do so, click the menu button in the lower right-hand corner and select "Change Audio Connection."

Note that you will be on mute when you join the meeting. If you are having issues hearing, use the IM option in the bottom left-hand corner of the Skype Meeting App window or find more information at

[https://support.office.com/en-us/article/set-meeting-audio-options-in-skype-meetings-app-skype-for-business-web-app-772dd3e4-5b20-463e-a9a5-d182d76af36b#ID0EAABAAA=Skype Meetings App](https://support.office.com/en-us/article/set-meeting-audio-options-in-skype-meetings-app-skype-for-business-web-app-772dd3e4-5b20-463e-a9a5-d182d76af36b#ID0EAABAAA=Skype%20Meetings%20App)



An aerial photograph of a city, likely Bethesda, Maryland, showing a mix of urban buildings and green spaces. A large, semi-transparent circular logo is centered over the image. The logo contains the text "VISION ZERO" in a large, bold, blue sans-serif font. The word "ZERO" is stylized, with the "O" replaced by a circular emblem featuring a red and blue design with yellow floral or sun-like motifs. Below the main text, within the same circle, is the text "NO TRAFFIC DEATHS BY 2030 IN MONTGOMERY COUNTY" in a smaller, bold, blue sans-serif font.

**VISION  
ZERO**

**NO TRAFFIC DEATHS BY 2030  
IN MONTGOMERY COUNTY**

**Photo Credit:** Flickr/[Bethesda Beat Staff](#),  
Licensed under [Creative Commons](#)

# **VISION ZERO EQUITY TASK FORCE**

**MEETING 5 • DRAFTING SESSION • 07/30/19**



# MEETING AGENDA, PURPOSE, & GOALS



## **I. Introduction (10 mins)**

1. Introduce all team members
2. Introduce the program and meeting agenda
  - Recap of previous meetings and where we are
  - Meeting purpose and goals

## **II. Small Group Discussions (50 mins)**

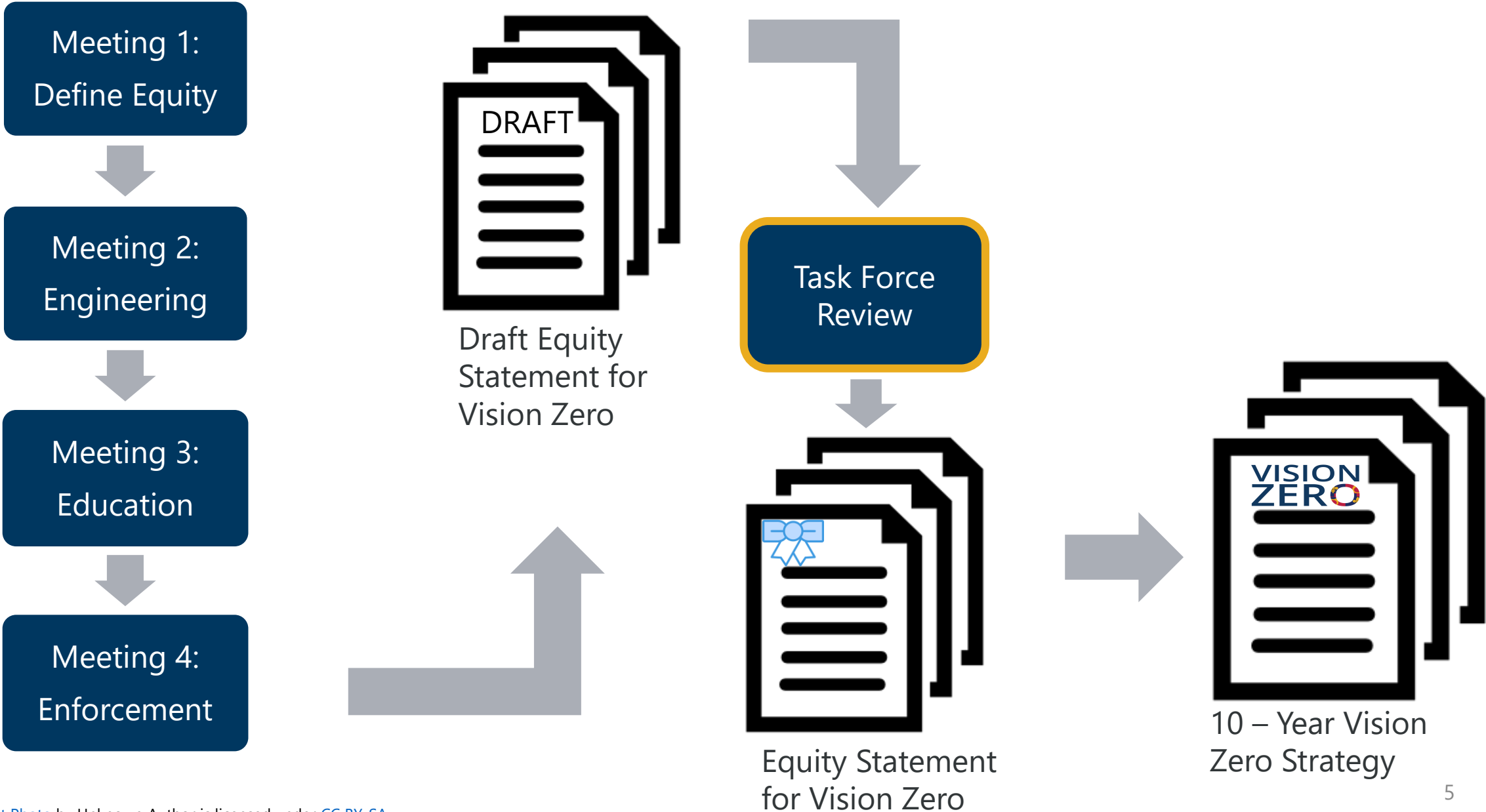
1. Guiding Principles
2. Engineering
3. Education and Enforcement

## **III. Break (10 mins)**

## **IV. Large Group Discussion (45 mins)**

## **V. Next Steps (5 mins)**

# WHAT'S THIS ALL FOR?



- ✓ Develop the equity framework using the current draft and discussions from prior meetings



## What we are **doing**...

1. Define equity for the County's Vision Zero program and determine what equity looks like when it is achieved.
2. Apply an equity lens to the County's key engineering, education, and enforcement efforts and make recommendations to bring about more equitable outcomes.
3. Lay the groundwork for the County's long-term Vision Zero strategy.

## What we are **not doing**...

1. Developing recommendations for equity beyond Vision Zero. (The County is currently embarking on a broader equity study.)
2. Creating a list of projects. The task force's recommendations should focus on overall policy and process.
3. Basing recommendations on anecdotes or stereotypes.



## MONTGOMERY COUNTY VISION ZERO EQUITY TASK FORCE



Image source: <https://www.sewallfoundation.org/new-gallery-1>

**Equality  $\neq$  Equity**

Everyone  
has the  
same

Everyone  
has what  
they need



### EXAMPLES



Image source: <http://tequityworks.com/portfolio-items/equity-vs-equality/>

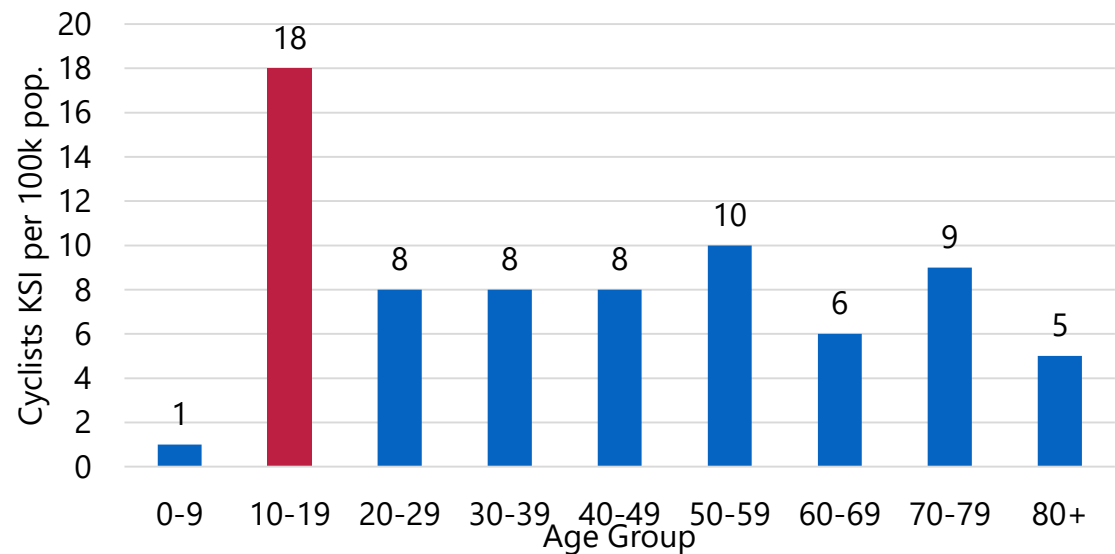
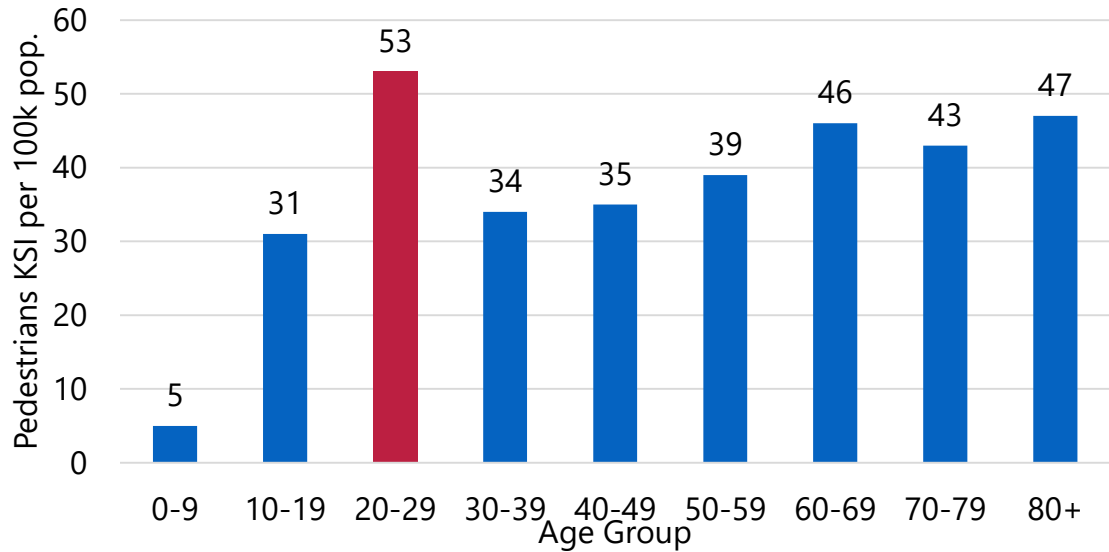
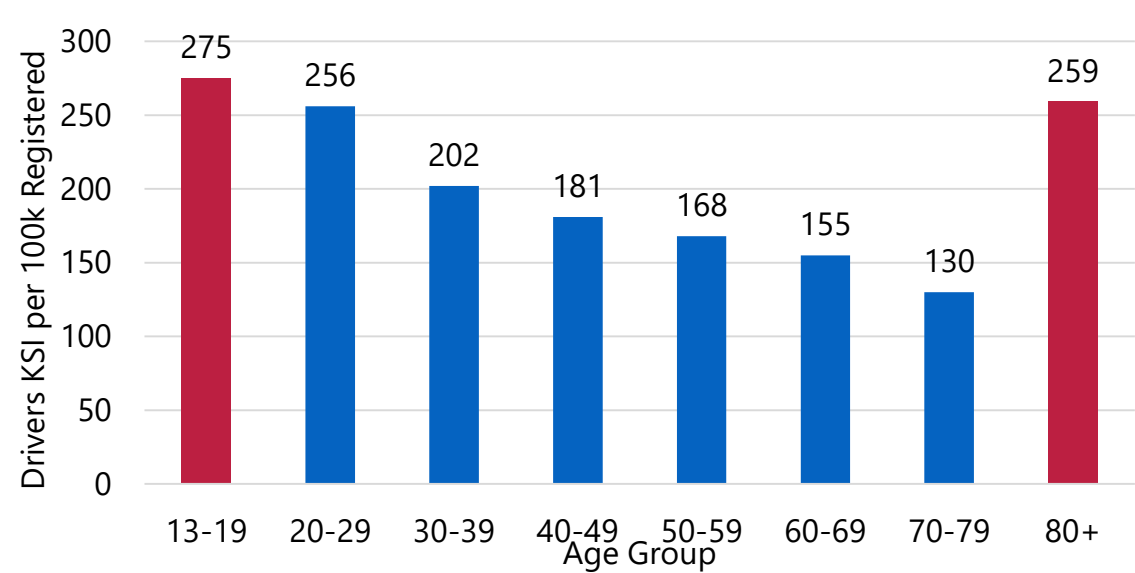




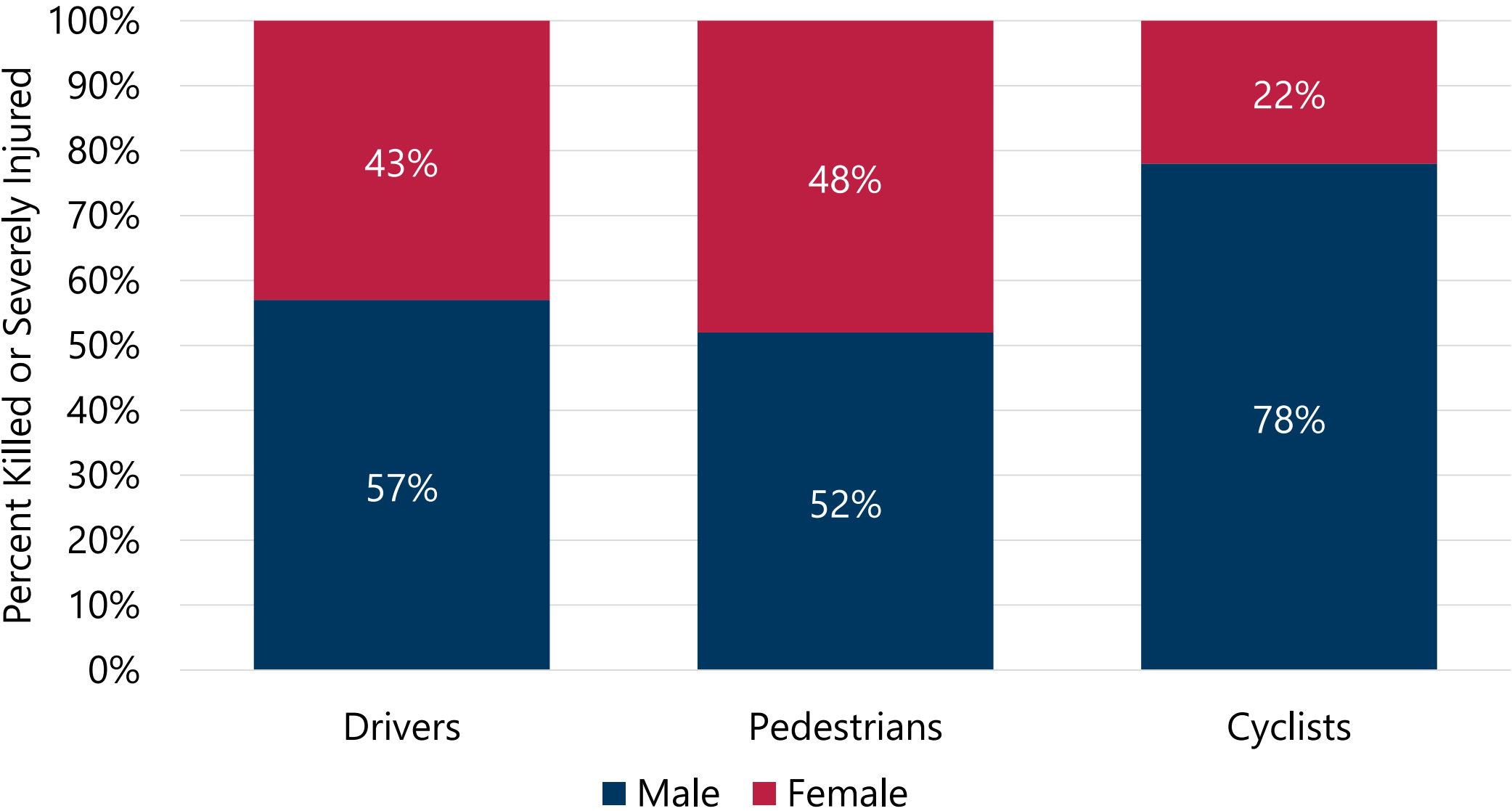
# VISION ZERO & COMMUNITY OUTCOMES



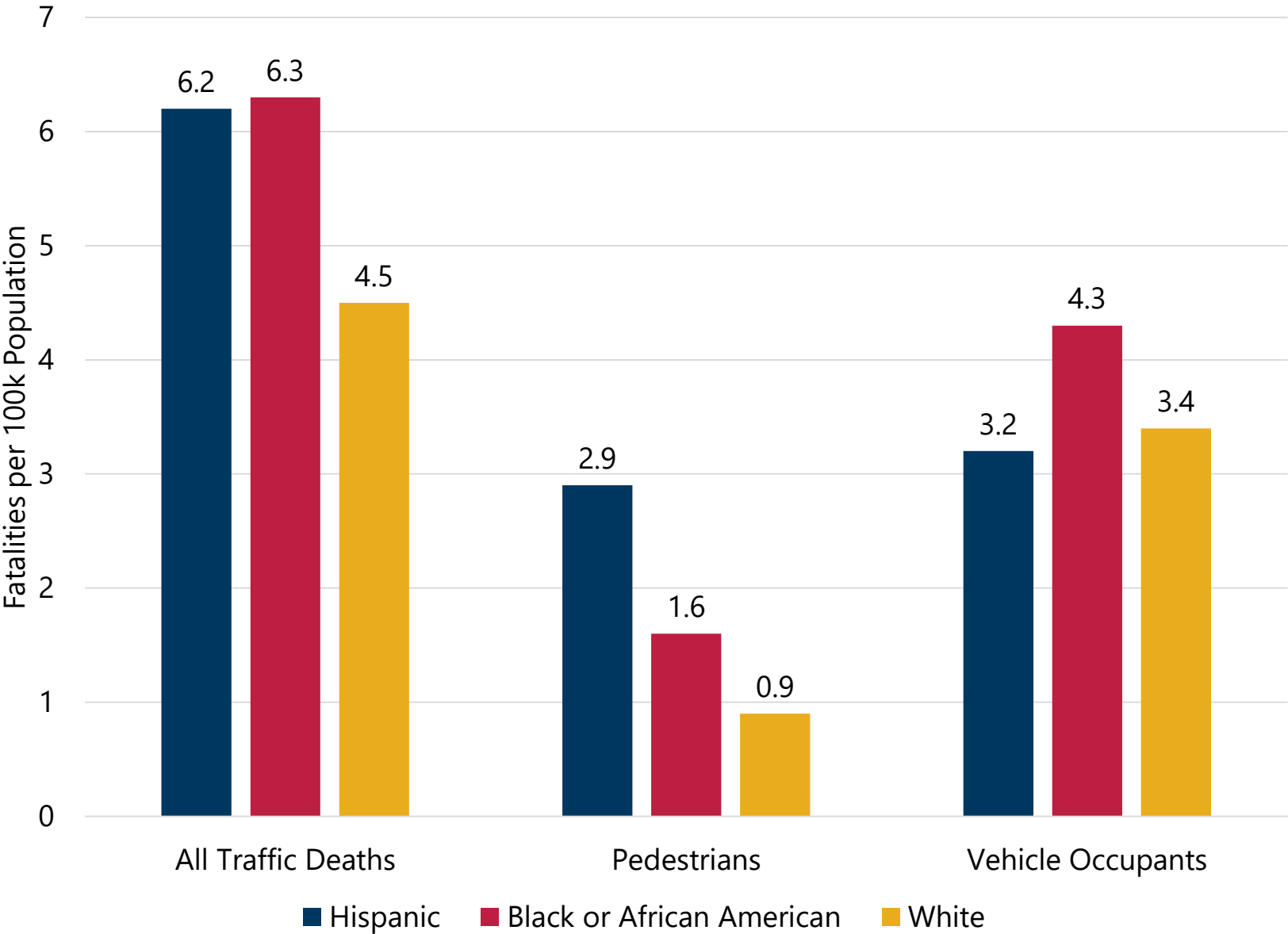
# AGE OF PERSON KILLED OR SEVERELY INJURED



# SEX OF PERSON KILLED OR SEVERELY INJURED



# TRAFFIC FATALITY RATE BY ETHNICITY AND RACE



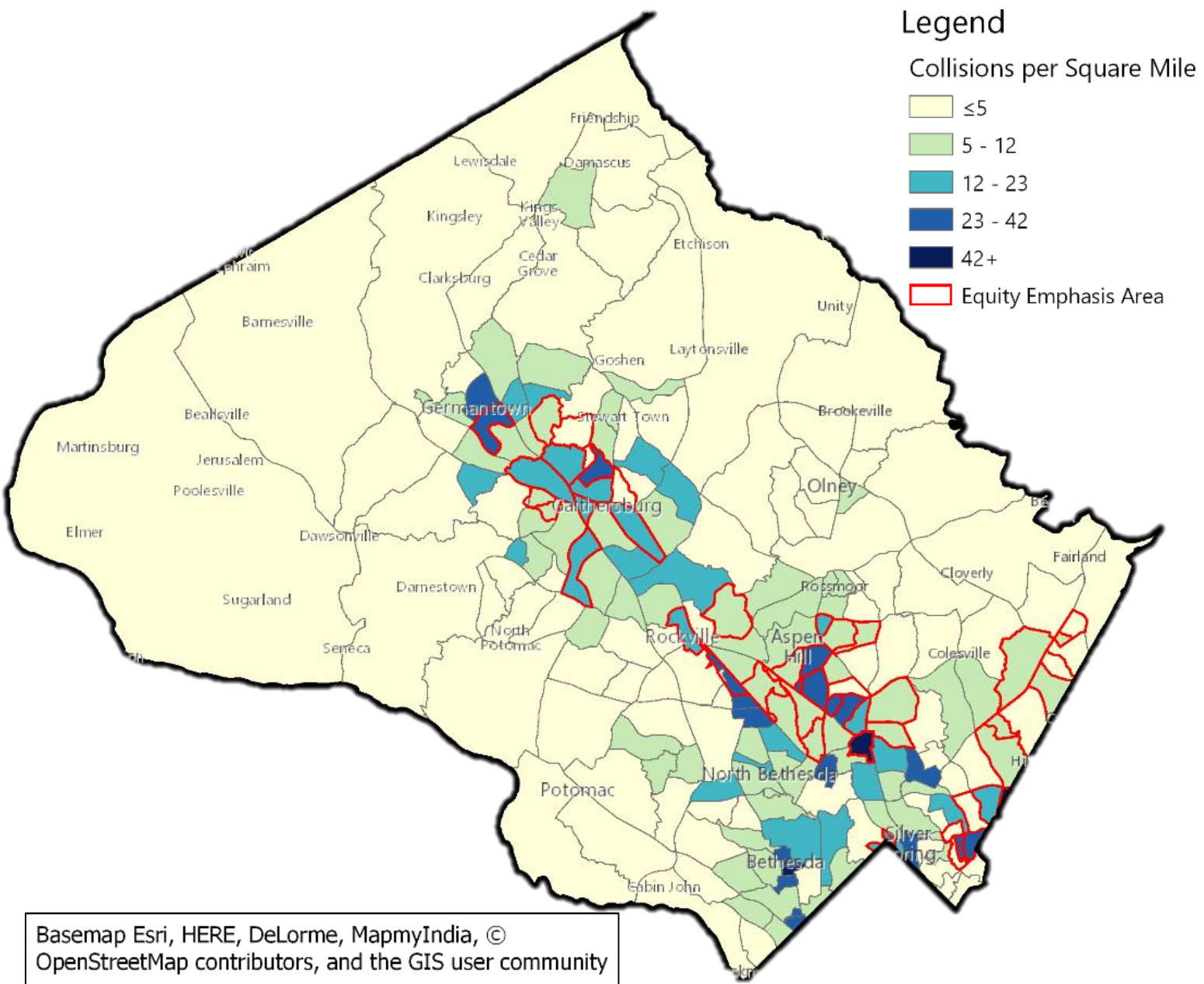
Black or African Americans have the highest traffic fatality rate in Montgomery County and Hispanic residents are nearly tied.

Hispanic pedestrians are killed at a rate that is **3x higher** than Non-Hispanic White residents.

Source / notes

- CDC Mortality Data 2011-22015 via WONDER database
- Ethnicity/race not currently captured in crash database

# SEVERE AND FATAL COLLISIONS BY CENSUS TRACT



Crash Density was <u>higher</u> in neighborhoods with...	
Higher ↑	Percentage of households that speak English less than "very well"
Higher ↑	Percentage of population that is Hispanic or Latino
Higher ↑	Percentage of households below the poverty level
Lower ↓	Median age

## ➤ Guiding principles team

- ☐ Review the guiding principles
- ☐ Use the four project proposals and rank them for implementation or rejection based on these principles

## ➤ Engineering team

- ☐ Review the current rating factors and determine priority/importance
- ☐ Determine if there are factors missing or ones that should be removed
- ☐ Determine desired outcomes and success indicators

## ➤ Education and enforcement team

- ☐ Flesh out recommendations for education and enforcement
- ☐ For education and enforcement, what activities should be the priority?
- ☐ Determine desired outcomes and success indicators



- Each team gives a readout from their discussions
- Rest of the group can provide feedback

- County will take the decisions from tonight and draft a close-to-final version of the equity framework
- Next draft will be sent around to the group for final thoughts and feedback
- Framework goes to work!

THANK YOU!

